



FourEyes

V1.1

Administrator's Guide

© Copyright 2002 ANIXIS. All rights reserved.

FourEyes is a trademark of ANIXIS. Microsoft, Windows, Windows 2000, Windows NT, Windows XP and Windows Installer are either registered trademarks or trademarks of Microsoft Corporation. Intel is a registered trademark of Intel Corporation. Other product and company names may be the trademarks of their respective owners.

Contents

Introduction	1
Installing FourEyes	2
Logging on	6
The FourEyes Bypass Account	9
Configuration	10
Event log reference	11
Technical support	12
License agreement	13

Introduction

A four-eyes policy dictates that at least two people must witness certain activities. Such a policy helps to protect the organization from:

- **Dishonest individuals** – a person wishing to perform a prohibited activity must either defy the policy or convince another person to be a party to the prohibited activity.
- **Mistakes** – the presence of an observer may reduce the likelihood of mistakes being made.

FourEyes™ allows network administrators to enforce a four-eyes policy on Windows NT, 2000 and XP by requiring two users to authenticate during a local logon.

FourEyes does not include an authentication subsystem. It uses the existing software and hardware for authentication. This may include (but is not limited to) passwords, smart cards, tokens, biometrics or a combination of authentication technologies.



The FourEyes [License](#) permits organizations to evaluate FourEyes for up to 21 days without purchasing a license. If FourEyes cannot locate a valid license, it generates a 24-hour evaluation license. As its name suggests, this license expires after 24 hours. A new evaluation license is generated every time that the computer is restarted.

Organizations that are evaluating FourEyes should restart the computer every 24 hours to ensure that the four-eyes policy is enforced at all times.

Visit www.anixis.com if you would like to purchase a license that does not contain this limitation.

Installing FourEyes

System requirements

- Windows NT 4.0 ¹, 2000 or XP
- 1 Megabyte free disk space
- 32 Megabytes RAM

¹ Intel i386 version



FourEyes requires two users to authenticate for a local logon. If usernames and passwords are being used, then you must enter two usernames and two passwords. **FourEyes will not allow the same user to authenticate twice, you must use two different user accounts.**

Both accounts must have the Log on Locally right, and at least one account should belong to the Administrators group.

IT IS STRONGLY RECOMMENDED THAT YOU INSTALL AND TEST FOUREYES ON A SIMILARLY CONFIGURED TEST COMPUTER BEFORE INSTALLING IT ONTO A PRODUCTION COMPUTER.

FourEyes Installation Wizard

FourEyes is distributed as a self-extracting Windows Installer package. The latest version of the Windows Installer is available at the Microsoft Download Center www.microsoft.com/downloads

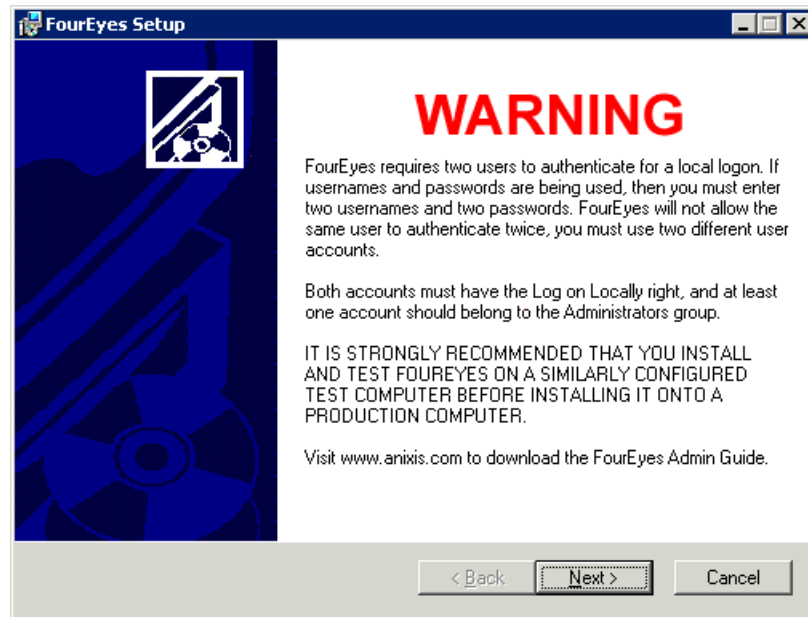


You must be a member of the Administrators group to successfully install FourEyes.

Start the FourEyes Installation Wizard by running FEYES11.EXE. Click the **Next** button to continue.

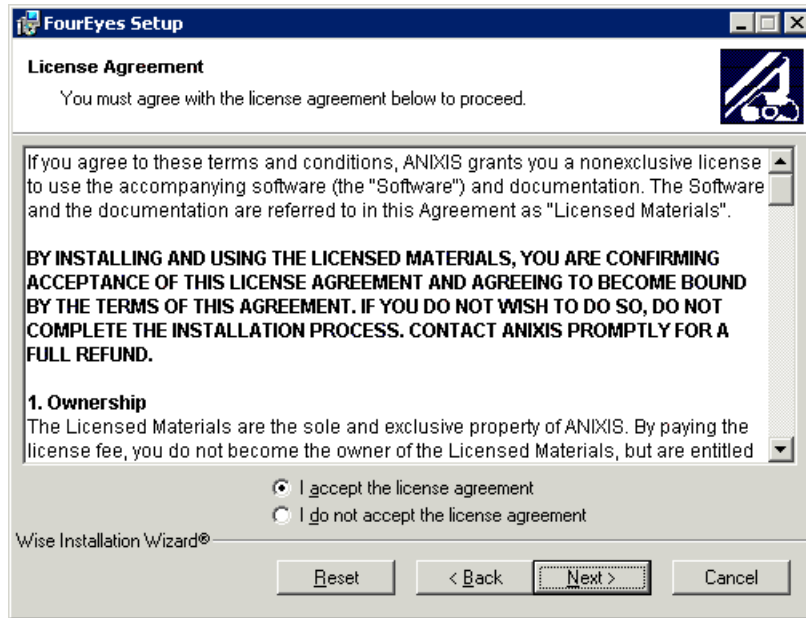


The FourEyes Installation Wizard displays a very important warning message. Do not proceed until you have confirmed that there are at least two accounts that can perform a local logon.



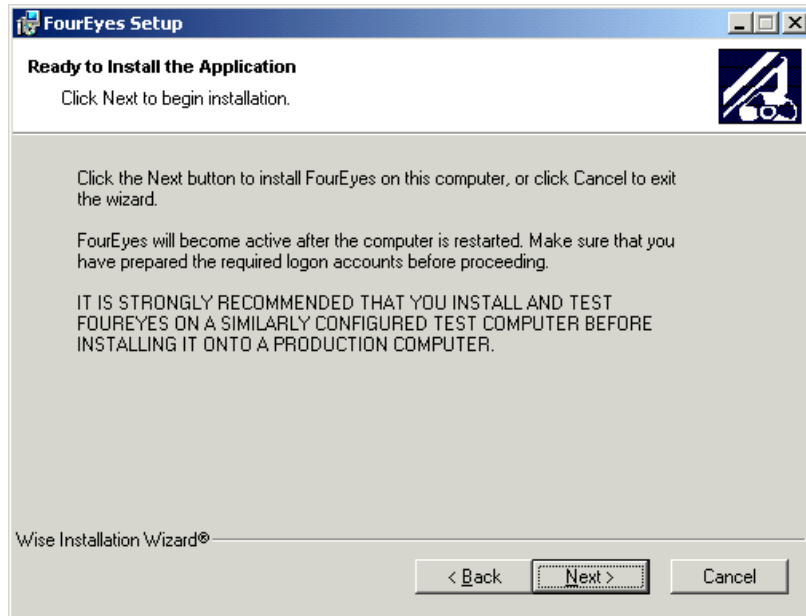
Do not try your first FourEyes installation on a production computer. You should become familiar with the software on a test computer first to ensure that you do not lock yourself out of a production server or workstation.

Click the **Next** button to continue.



You must accept the terms of the license agreement to continue with the installation.

Click the **Next** button to display the Readme page. The Readme contains the most up-to-date information about FourEyes. Read this information carefully and then click the **Next** button.



The FourEyes Installation Wizard displays the message shown above. Click the **Next** button to install FourEyes onto the computer.

Logging on

This section guides you through a FourEyes logon. The screen images shown are from a Windows 2000 computer that is using usernames and passwords for authentication. The procedure is the same even if you are using a different authentication technology.



You must restart the computer to activate FourEyes.

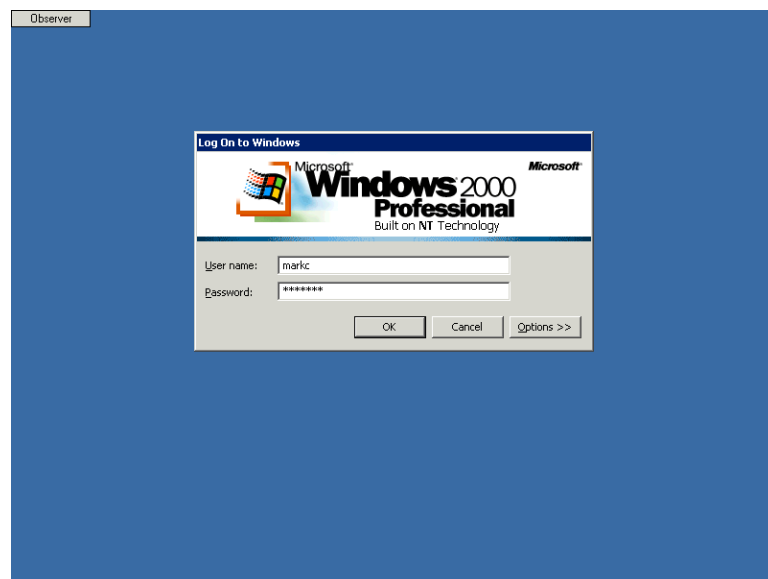


Windows displays the familiar “Press Ctrl-Alt-Delete” message. Windows can be configured to bypass this part of the logon process, so you may not see this message. **Press Ctrl-Alt-Delete** to proceed.

FourEyes informs the user about the four-eyes policy by displaying a policy message window. Refer to the [Configuration](#) section if you would like to customize this message. Click **OK** to continue.



The logon prompt is displayed. Note that the word Observer appears in the top left corner of the screen. This indicates that the observer should enter their username and password. The observer is responsible for monitoring the activities of the primary user.



FourEyes logs the observer's username in the event log. All post-logon event log entries are attributed to the primary user.

If a valid username and password are entered, FourEyes redisplay the logon prompt. The text in the top left corner of the screen changes to "Primary user". This indicates that the primary user should enter their username and password. The primary user is the user that will be using the computer.



FourEyes will not accept the same username twice. You must logon with two different user accounts.

If a user makes a mistake, they will be prompted to reenter their username and password. Always refer to the top left corner of the screen to determine who should be logging on.



Never leave the computer unattended after the Observer has logged on.

The FourEyes Bypass Account

The FourEyes Bypass Account is permitted to logon to the computer without an observer present. This account should only be used in emergencies.

FourEyes accepts bypass logons by default, but it can be configured to deny them. Refer to the [Configuration](#) section if you would like to configure FourEyes to deny bypass logons.

Creating the bypass account

Create a new user account and set the username to foureyesbypass. The bypass account must have the Log on Locally right.

Using the bypass account

Logon with the foureyesbypass account at the observer logon prompt. FourEyes will not display a second logon prompt for the primary user.



foureyesbypass becomes the primary user even though the logon took place at the observer logon prompt.

Configuration

Use the registry editor to set the FourEyes configuration settings. The FourEyes settings are stored in this registry key:

```
HKEY_LOCAL_MACHINE\SOFTWARE\ANIXIS\FourEyes\
```

PolicyText (Type: REG_SZ)

The PolicyText value is used to change the FourEyes Policy Message that is displayed before the observer logon prompt. The default policy message is displayed if this value is left blank.



Use the ~ character to start a new line in the policy message. For example:

```
This is the first line~The second line.
```

AllowBypass (Type: REG_DWORD)

The AllowBypass value is used to enable or disable the bypass logon feature. The default setting of 1 enables this feature. Setting this value to 0 disables bypass logons.



Configuration changes take effect during the next logon.

Event log reference

ID (Type)	1100 (Warning)
User	Observer
Description	The four-eyes policy is not being enforced because the FourEyes license has expired. Visit www.anixis.com to purchase a new license. Restarting the computer will reactivate FourEyes for the next 24 hours.
Notes	Refer to the Introduction for information on 24-hour evaluation licenses. The observer becomes the primary user and is allowed to logon.

ID (Type)	1101 (Success Audit)
User	foureyesbypass account
Description	A user is logging on with the FourEyesBypass account.
Notes	A bypass logon has been permitted. The foureyesbypass account becomes the primary user.

ID (Type)	1102 (Success Audit)
User	Primary user
Description	FourEyes has accepted a logon request. The observer is [Observer domain\Observer username].
Notes	A normal FourEyes logon. Use this event to match the observer with the primary user. All events after this are attributed to the primary user.

ID (Type)	1103 (Failure Audit)
User	Observer and Primary user
Description	FourEyes has denied a logon request because the same account was used for the observer and primary user.
Notes	A user tried to logon with the same account at both prompts. FourEyes has not allowed the user to logon.

Technical support

Several technical support options are available for FourEyes users:

Technical Documents

FourEyes Technical Documents contain answers to frequently asked questions. FourEyes Technical Documents are available online at www.anixis.com/products/fe/tdindex.htm

Email support

Email support is available to registered customers as well as organizations that are evaluating FourEyes. Questions are normally answered within 24 hours. Send questions to support@anixis.com

Telephone support

Telephone support is only available to customers that have pre-purchased telephone support incidents. If you call while the office is unattended, please leave a message. Your message will be sent to a pager and your call will be returned as soon as possible.

Australian Customers: (02) 4733 0500
International Customers: +61 2 4733 0500



Support is available in English.

License agreement

If you agree to these terms and conditions, ANIXIS grants you a nonexclusive license to use the accompanying software (the "Software") and documentation. The Software and the documentation are referred to in this Agreement as "Licensed Materials".

BY INSTALLING AND USING THE LICENSED MATERIALS, YOU ARE CONFIRMING ACCEPTANCE OF THIS LICENSE AGREEMENT AND AGREEING TO BECOME BOUND BY THE TERMS OF THIS AGREEMENT. IF YOU DO NOT WISH TO DO SO, DO NOT COMPLETE THE INSTALLATION PROCESS. CONTACT ANIXIS PROMPTLY FOR A FULL REFUND.

1. Ownership

The Licensed Materials are the sole and exclusive property of ANIXIS. By paying the license fee, you do not become the owner of the Licensed Materials, but are entitled solely to use the Licensed Materials according to the terms of this Agreement.

2. License

The license granted to you by ANIXIS in this Agreement authorizes you to use the Software on a specified number of computers. **YOU MAY NOT USE, COPY OR MODIFY THE LICENSED MATERIALS, IN WHOLE OR IN PART, EXCEPT AS EXPRESSLY PROVIDED IN THIS AGREEMENT.**

3. Term

This Agreement is effective from the date on which you install the Software. This Agreement may be terminated by you at any time by destroying the Licensed Materials, together with all copies, modifications, and merged portions in any form. It will also terminate automatically if you fail to comply with any term or condition of this Agreement.

4. Restrictions on Transfer

You may permanently transfer the Licensed Materials to any other party if the other party agrees to the terms and conditions of this Agreement, and you transfer all copies of the Licensed Materials to that party or destroy those not transferred. By such transfer, you terminate the license granted to you in this Agreement. You may not sublicense, assign, share, rent, lease, or otherwise transfer your right to use the Licensed Materials, nor any rights granted to you under this Agreement, except as stated in this paragraph.

5. Restrictions against copying or modifying the Licensed Materials

The Licensed Materials are copyrighted © by ANIXIS or third parties. Except as expressly permitted in this Agreement, you may not copy or otherwise reproduce the Licensed Materials. In no event does the limited copying or reproduction permitted under this Agreement include the right to decompile or disassemble the Software, or to translate the Software into another computer language.

You agree to include the copyright notice set forth on the label of the media embodying the Software on any copy of the Software in any form, in whole or in part, or of any modification of the Software or any updated work containing the Software or any part thereof. You also agree not to remove any existing copyright notice from any of the Licensed Materials.

6. Protection and Security

You agree to use your best efforts and to take all reasonable steps to safeguard the Licensed Materials to ensure that no unauthorized person has access to them and that no unauthorized copy, publication, disclosure or distribution of any of the Licensed Materials is made. You acknowledge that the Licensed Materials contain valuable, confidential information and trade secrets and that unauthorized use and copying are harmful to ANIXIS, and that you have a confidential obligation with respect to such valuable information and trade secrets.

7. Upgrades

If this copy of the Licensed Materials is an upgrade from an earlier version of the Licensed Materials, it is provided to you on a license exchange basis. You agree by your installation and use of this copy of the Software to voluntarily terminate your earlier license and that you will not continue to use the earlier version of the Licensed Materials nor transfer it to another.

8. Trial Version

If this copy of the Licensed Materials is a Trial Version, you are permitted to use the Licensed Materials without charge for up to 21 days. After 21 days, you must either destroy all copies of the Licensed Materials or pay the required license fee.

Use of the Licensed Materials after the 21 day trial period without paying the license fee is in violation of Australian and international copyright laws.

9. Limited Warranty

ANIXIS warrants that the media on which the Software is recorded will be free from defects in workmanship and materials for a period of 90 days from the date of payment of the license fee. If the media and dated proof of purchase are returned to ANIXIS within 90 days of the date of payment of the license fee, and if ANIXIS determines the media to be defective and provided the media was not subject to misuse, abuse or use in defective equipment, ANIXIS will, at its option, (1) replace the media, or (2) refund the license fee paid by you, upon your return to ANIXIS of the Licensed Materials, including all copies or any portions thereof, and the dated proof of payment of the license fee.

ALL IMPLIED WARRANTIES ON THIS MEDIA, INCLUDING IMPLIED WARRANTIES OF MERCHANTABILITY AND FITNESS FOR A PARTICULAR PURPOSE, ARE LIMITED TO THE DURATION OF THE EXPRESS WARRANTY SET FORTH ABOVE.

IN NO EVENT WILL ANIXIS OR ANY OTHER PARTY WHO HAS BEEN INVOLVED IN THE CREATION, PRODUCTION OR DELIVERY OF THE LICENSED MATERIALS BE LIABLE FOR SPECIAL, DIRECT, INDIRECT, OR CONSEQUENTIAL DAMAGES, INCLUDING LOSS OF PROFITS OR INABILITY TO USE THE LICENSED MATERIALS, EVEN IF ANIXIS OR SUCH OTHER PARTY HAS BEEN ADVISED OF THE POSSIBILITY OF SUCH DAMAGES. IN NO EVENT SHALL ANIXIS'S OR SUCH OTHER PARTY'S LIABILITY FOR ANY OTHER DAMAGES OR LOSS TO YOU OR ANY OTHER PARTY EXCEED THE LICENSE FEES PAID FOR THE LICENSED MATERIALS.

10. General

If any provision or portion of a provision of this Agreement is determined to be invalid under any applicable law, it shall be deemed omitted and the remaining provisions and partial provisions of this Agreement shall continue in full force and effect.

This Agreement constitutes the entire agreement between the parties with respect to the subject matter hereof, and all prior agreements, representations, statements, and undertakings are hereby expressly cancelled.